


KUKA | Xpert

Identification number: AR8765

货号	0000-254-829
材料状态	10 - 批准预生产
制造商	KUKA Roboter
产品图片	
附加信息	硬件版本 5.1.1


Spare parts



Spare parts graphic LBR iiwa 7 R800 RAL 9016 , schematic representation

Pos.	Article number	Designation	Component
1	0000-265-056	SPP Media flange electrical	Medienflansch
	0000-274-401	SPP MF Inside electric	
	0000-265-060	SPP Media flange Touch pneumatic	
	0000-274-400	SPP medien-flansch inside pneumatic	
	0000-265-052	SPP Base flange	
	0000-267-705	SPP MF IO electric	
	0000-265-059	SPP Media flange IO pneumatic	

Pos.	Article number	Designation	Component
	0000-267-701	SPP MF IO Valve pneum.	
	0000-265-058	SPP Media flange pneumatic	
	0000-267-704	SPP MF Touch electric	
2	0000-253-689	connector subpackage 915 itec 12+3pin	
3	0000-169-843	connecting pack 12pol. P-Teil SpeedTec	
4	0000-249-346	connector subpackage X651 LBR iiwa	

Export to Excel 

技术数据

基本数据

	LBR iiwa 7 R800 RAL 9016
轴数	7
可控制的轴数	7
工作空间体积	1.7 m ³
位姿重复精度 (ISO 9283)	± 0.1 mm
重量	约 23.9 kg
额定负荷	7 kg
最大运动范围	800 mm
防护等级 (IEC 60529)	IP54
机器人腕部防护等级 (IEC 60529)	IP54
噪声等级	< 75 dB (A)
安装位置	地面; 屋顶; 墙壁
占地面积	-
运动系统安装面布孔图	C184
允许倾角	-
标准色	底座: 交通白 (RAL 9016); 活动部件: 交通白 (RAL 9016); 盖板: 交通白 (RAL 9016)
控制系统	KUKA Sunrise Cabinet
变压器名称	-

环境条件

湿度等级 (EN 60204)	-
环境条件分类 (EN 60721-3-3)	-
环境温度	
运行时	5 °C 至 45 °C (278 K 至 318 K)
仓储和运输时	0 °C 至 45 °C (273 K 至 318 K)

轴参数

运动范围	
A1	±170 °
A2	±120 °
A3	±170 °
A4	±120 °
A5	±170 °
A6	±120 °
A7	±175 °
额定负载时的速度	
A1	98 °/s
A2	98 °/s
A3	100 °/s
A4	130 °/s
A5	140 °/s
A6	180 °/s
A7	180 °/s

负载能力

额定负荷	7 kg
法兰 Ix 额定质量转动惯量	0.3 kgm ²
额定总负载	7 kg
底座的额定附加负载	0 kg
底座的最大附加负载	-
转盘的额定附加负载	0 kg
旋转机构的最大附加负载	0 kg
大臂的额定附加负载	0 kg
大臂的最大附加负载	0 kg
小臂的额定附加负载	0 kg
小臂的最大附加负载	0 kg
负载重心额定距离	
Lxy	35 mm
Lz	60 mm

地基负载

纵向动力 $F(v)$	
$F(v)$ 正常)	-
$F(v_{max})$	524 N
横向动力 $F(h)$	
$F(h)$ 正常)	-
$F(h_{max})$	240 N
倾覆力矩 $M(k)$	
$M(k)$ 正常)	-
$M(k_{max})$	310 Nm
轴 2 转矩 $M(r)$	
$M(r)$ 正常)	-
$M(r_{max})$	156 Nm

垂直力 $F(v)$ 、水平力 $F(h)$ 、倾斜力矩 $M(k)$ 、轴 1 的转矩 $M(r)$

Flange loads

Flange loads

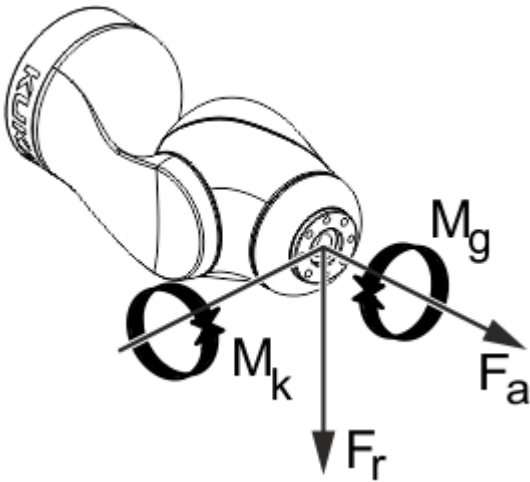
Due to the motion of the payload (e.g. tool) mounted on the robot, forces and torques act on the mounting flange. These forces and torques depend on the motion profile as well as the mass, load center of gravity and mass moment of inertia of the payload.

The specified values refer to nominal payloads at the nominal distance and do not include safety factors. It is imperative for the load data to be entered in the robot controller. The robot controller takes the payload into consideration during path planning. A reduced payload does not necessarily result in lower forces and torques.

The values are guide values determined by means of trial and simulation and refer to the most heavily loaded machine in the robot family. The actual forces and torques may differ due to internal and external influences on the mounting flange or a different point of application. It is therefore advisable to determine the exact forces and torques where necessary on site under the real conditions of the actual robot application.

The operating values may occur permanently in the normal motion profile. It is advisable to rate the tool for its fatigue strength.

The EMERGENCY STOP values may arise in the event of an Emergency Stop situation of the robot. As these should only occur very rarely during the service life of the robot, a static strength verification is usually sufficient.



Flange loads

Flange loads during operation	
F(a)	88 N
F(r)	130 N
M(k)	13 Nm

M(g)	12 Nm
Flange loads in the case of EMERGENCY STOP	
F(a)	284 N
F(r)	322 N
M(k)	58 Nm
M(g)	67 Nm

Axial force $F(a)$, radial force $F(r)$, tilting torque $M(k)$, torque about mounting flange $M(g)$

关税信息

统计货号	84795000
原产地	DE
制造商	-
重量	23.87 kg

-
- > **LBR iiwa 7 R800 RAL 9016** 带有如下的标准组件 (3)
 - > **LBR iiwa 7 R800 RAL 9016** 需要 (17)
 - > **LBR iiwa 7 R800 RAL 9016** 带有如下的工具 (1)
 - > **LBR iiwa 7 R800 RAL 9016** 带有如下的备件 (13)