


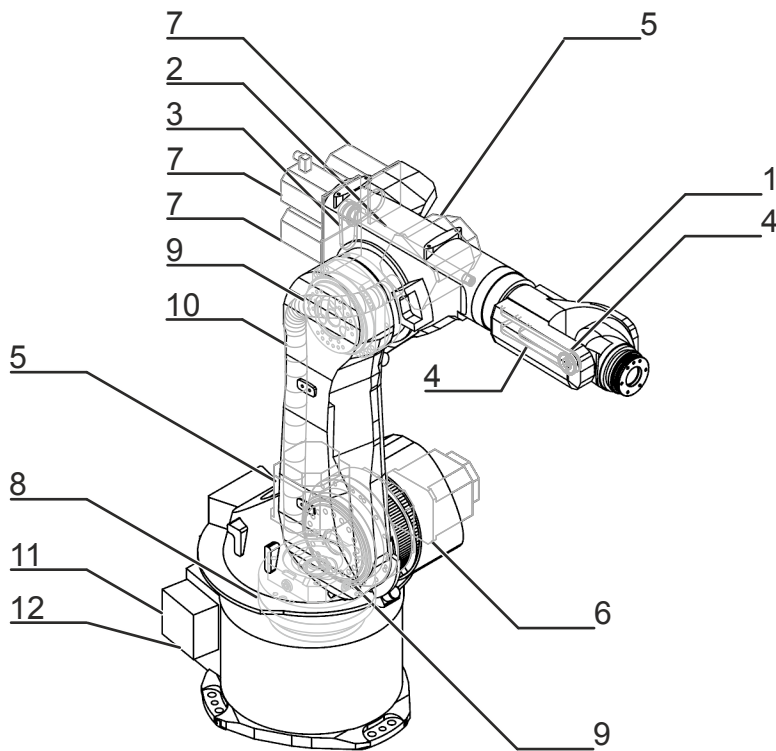
KUKA

Xpert

Identification number: AR6227

货号	0000-139-737
材料状态	60 - 客户服务
制造商	KUKA Roboter
产品图片	


Spare parts



Spare parts graphic KR 60-3 CR , schematic representation

Pos.	Article number	Designation	Component
1	0000-265-023	SPP IW 30-3 CR	In-line wrist
2	0000-110-696	Set of shafts KR30/45/60/2	Connecting shaft
3	0063-122-169	Toothed belt	Toothed belt A4
4	0000-253-379	SPP IW 30/45/60 III toothed belt	Toothed belt A5 Toothed belt A6
5	0000-192-299	SPP AC servomotor G1/1FK7100 F	Motor A1 Motor A3
6	0000-212-326	AC servomotor TYPE-K/1FK7103 F	Motor A2
7	0000-170-707	SP AC motor D0/1FK7060 assy Foundry/CR	Motor A4 Motor A5 Motor A6
8	0000-184-306	Gear unit RV-320EL-184 ss-coated	Gear A1

Pos.	Article number	Designation	Component
9	0000-264-427	Pre-assy gear unit RV-320E-185 ss-coated	Gear A2 Gear A3
10	0000-183-748	KRC4 robot cable set assy KR30/60-3	Cable set
	0000-139-057	Safe cable set assy, KR 30/60-3	
	0000-132-239	Standard cable set with RDC KR 30/3	
11	0000-246-872	Resolver Digital Converter RDC	RDC
12	0000-172-903	Electronic Data Storage EDS	EDS
13	0000-119-966	RDC 2 Resolver Digital Converter 120MHz	
14	0000-194-084	Safe RDC w. I/O print spare part	

Export to Excel 

Maintenance information

Gear oil

⚠ CAUTION The quantity of oil drained depends on the draining time and the oil temperature. The refilling quantity is the quantity of oil that was drained from the gear unit at the correct operating temperature and with the correct draining time. This oil quantity must be determined. Only this quantity of oil may be used when refilling.

If less than 70 % of the specified oil quantity flows out, flush the gear unit with the determined quantity of drained oil once, then pour in the amount of oil that was drained. If less than 50% of the specified oil quantity flows out (e.g. inclined installation), the flushing operation must be repeated twice. During the flushing procedure, move the axis at jog velocity throughout the entire axis range.

The oil quantities specified in the table correspond to the oil quantities in the gear unit at first filling.

Gear oil new filling quantity	
A1	3.30 l
A2	1.00 l
A3	1.00 l
A4	0.55 l
A5 / A6	0.75 l
Gear oil refilling quantity	
A1	1.70 l
A2	0.90 l
A3	0.90 l
A4	0.55 l
A5 / A6	0.75 l

Toothed belt tension

Toothed belt tension motor	
A4	95 ± 2 Hz
A5	95 ± 2 Hz
A6	-
Toothed belt tension inline wrist	
A5	130 ± 5 Hz
A6	185 ± 5 Hz

技术数据

基本数据

	KR 60-3 CR
轴数	6
可控制的轴数	6
工作空间体积	27.24 m ³
位姿重复精度 (ISO 9283)	± 0.06 mm
重量	约 665 kg
额定负荷	60 kg
最大负载能力	-
最大运动范围	2033 mm
防护等级 (IEC 60529)	IP64
机器人腕部防护等级 (IEC 60529)	IP65
噪声等级	< 75 dB (A)
安装位置	地面
占地面积	660 mm x 660 mm
运动系统安装面布孔图	-
允许倾角	-
标准色	活动部件： 交通白 (RAL 9016)
控制系统	KR C4
变压器名称	KR C4: KR60_3 C4 FLR ZH02

环境条件

湿度等级 (EN 60204)	-
环境条件分类 (EN 60721-3-3)	3K3
环境温度	
运行时	10 °C 至 55 °C (283 K 至 328 K)
仓储和运输时	-40 °C 至 60 °C (233 K 至 333 K)

轴数据

运动范围	
A1	±185 °
A2	-135 ° / 35 °
A3	-120 ° / 158 °
A4	±350 °
A5	±119 °
A6	±350 °
额定负载时的速度	
A1	128 °/s
A2	102 °/s
A3	128 °/s
A4	260 °/s
A5	245 °/s
A6	322 °/s

负载能力

额定负荷	60 kg
最大负载能力	-
法兰 I_x 额定质量转动惯量	18 kgm ²
法兰 I_y 额定质量转动惯量	18 kgm ²
法兰 I_z 额定质量转动惯量	18 kgm ²
底座的额定附加负载	0 kg
底座的最大附加负载	-
转盘的额定附加负载	0 kg
旋转机构的最大附加负载	0 kg
大臂的额定附加负载	0 kg
大臂的最大附加负载	0 kg
小臂的额定附加负载	35 kg
小臂的最大附加负载	35 kg
负载重心额定距离	
L_{xy}	180 mm
L_z	150 mm

地基负载

纵向动力 F(v)	
F(v 正常)	9000 N
F(vmax)	13600 N
横向动力 F(h)	
F(h 正常)	6950 N
F(hmax)	12300 N
倾覆力矩 M(k)	
M(k 正常)	11900 Nm
M(kmax)	21600 Nm
轴 2 转矩 M(r)	
M(r 正常)	6850 Nm
M(rmax)	18400 Nm

垂直力 $F(v)$ 、水平力 $F(h)$ 、倾斜力矩 $M(k)$ 、轴 1 的转矩 $M(r)$

Process forces

Process forces are forces that are exerted on the robot in a defined manner by an external influence. Causes include pressing processes and machining tasks carried out by the robot. The process forces that the robot can withstand depend to a very great degree on the robot position, payload, direction and duration of action. For this reason, it is not possible for a simple limit value to be specified for permissible process forces.

Permissible process torques are therefore specified for all axes of the robot. These values indicate the torque that each robot axis can withstand on a sustained basis as a result of external forces.

The following load torques must not be exceeded:

A1	-
A2	-
A3	-
A4	270 Nm
A5	260 Nm
A6	200 Nm

Flange loads

Flange loads

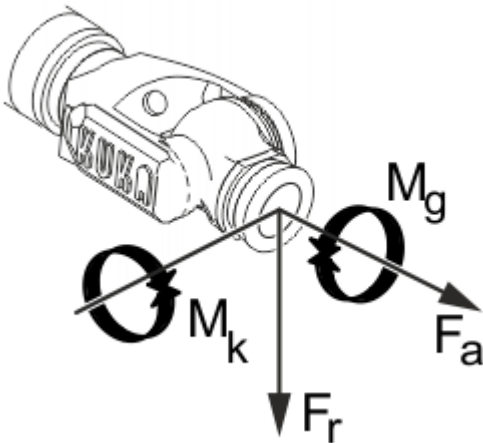
Due to the motion of the payload (e.g. tool) mounted on the robot, forces and torques act on the mounting flange. These forces and torques depend on the motion profile as well as the mass, load center of gravity and mass moment of inertia of the payload.

The specified values refer to nominal payloads at the nominal distance and do not include safety factors. It is imperative for the load data to be entered in the robot controller. The robot controller takes the payload into consideration during path planning. A reduced payload does not necessarily result in lower forces and torques.

The values are guide values determined by means of trial and simulation and refer to the most heavily loaded machine in the robot family. The actual forces and torques may differ due to internal and external influences on the mounting flange or a different point of application. It is therefore advisable to determine the exact forces and torques where necessary on site under the real conditions of the actual robot application.

The operating values may occur permanently in the normal motion profile. It is advisable to rate the tool for its fatigue strength.

The EMERGENCY STOP values may arise in the event of an Emergency Stop situation of the robot. As these should only occur very rarely during the service life of the robot, a static strength verification is usually sufficient.



Flange loads

Flange loads during operation	
F(a)	1390 N
F(r)	970 N
M(k)	230 Nm

M(g)	200 Nm
Flange loads in the case of EMERGENCY STOP	
F(a)	1400 N
F(r)	2190 N
M(k)	440 Nm
M(g)	330 Nm

Axial force $F(a)$, radial force $F(r)$, tilting torque $M(k)$, torque about mounting flange $M(g)$

关税信息

统计货号	84795000
原产地	DE
制造商	KUKA ROBOTER
重量	665 kg

- > **KR 60-3 CR** 带有如下的工具 (6)
- > **KR 60-3 CR** 有以下选项 (41)
- > **KR 60-3 CR** 带有如下的标准组件 (4)
- > **KR 60-3 CR** 需要 (23)
- > **KR 60-3 CR** 带有如下的备件 (15)